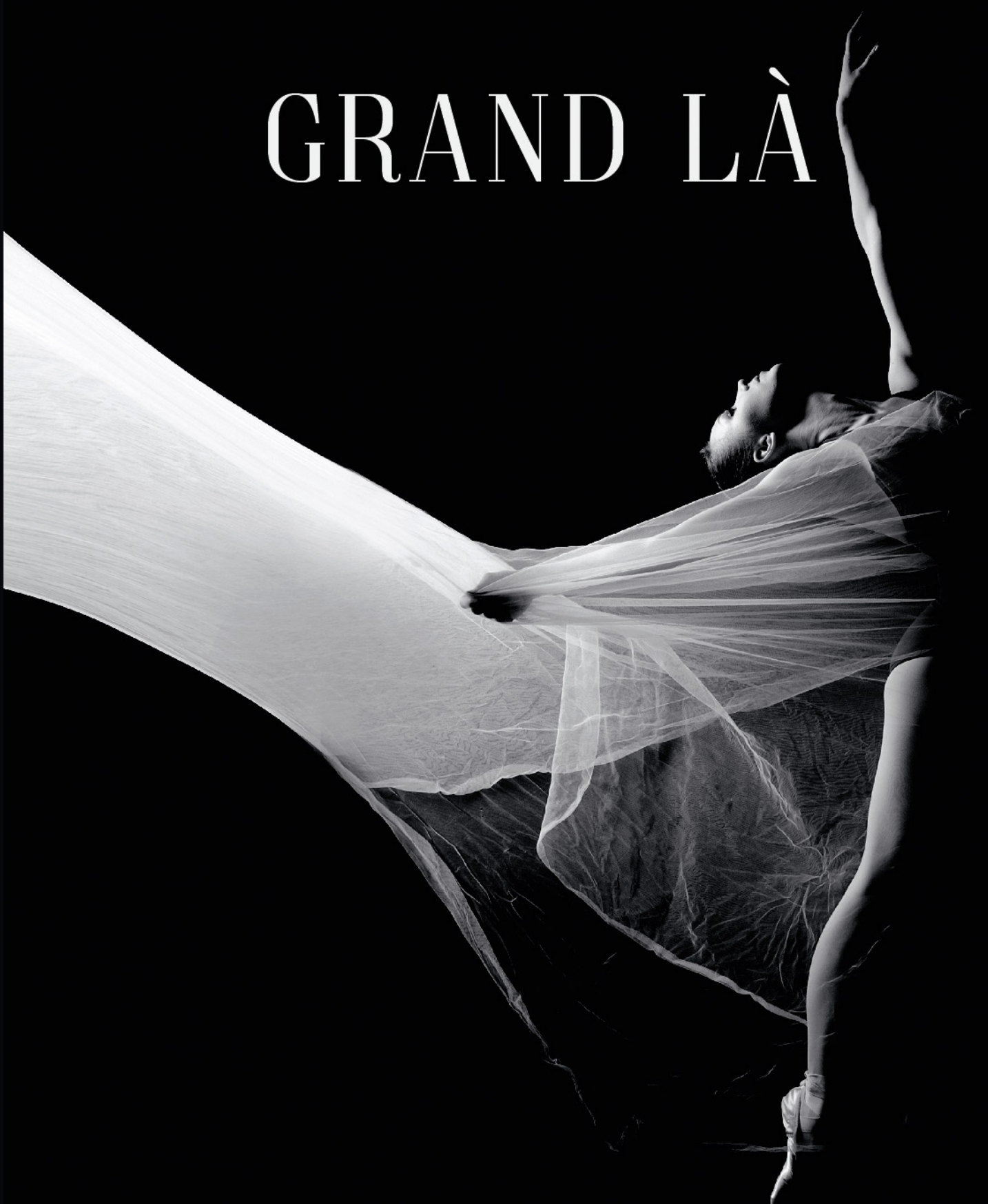


GRAND LÀ



GRAND LÀ



In a manner befitting its name, Grand LÀ presents a noble variety of designs and dimensions that exudes real class. Its size, for one, is impossible to be missed. Come in measurements of 100x100cm, 80x80cm and 60x120cm, the large-format tiles are conceived with an open space in mind.

Thanks to their remarkable size, Grand LÀ tiles cover any large expanses quickly while keeping grout joint to a minimal. Not only does this give the eyes relief from distractions, it instantly makes the room in which they are installed appear larger, creating the illusion of a wider space. The cohesive feel also dramatically increases the visual impact, lending a spacious, flowing expression to any room. Needless to say, fewer grout lines also means that maintenance is a breeze with Grand LÀ.

The surface of the porcelain tiles further complements their aesthetic as the gloss gives rise to a more arresting, luxurious dimension. This couples with a collection of 20 different marble veining and natural stone designs comprising soft to light and dark tones, it has never been simpler to create an elegant, magnificent ambience in your dwelling.



WALL CLAY ART GCA06 GRAPHITE 60x120cm matt / FLOOR GRAND LÀ GPS12 PEGGY 60x120cm polished

LUXURY APPEAL

The glossy look gives a rich, high-end appearance, keeping the floors and walls not only looking flawless but elegant and classic. When the large sized tiles are combined, they appear seamless.

CREATE OPEN SPACES

Large sized tiles are most suitable to be installed in any living room, hall and lobby as they help to create a spaciousness that will impress your visitors.

ILLUSION OF SPACE

With spaces that are somewhat lacking in size, large sized tiles with polished surface offers an illusion of increased space with less grouting lines to distract the eyes.







GRAND LÀ







WALL GRAND LÀ **GPS20 PIXY** 60x120cm polished + **GRAND LÀ GPS15 PAULA** 100x100cm polished
FLOOR GRAND LÀ **GPS12 PEGGY** 100x100cm polished + **SOFTWOOD GDW02 LISTELLO C** 20x100cm (cut size) slightly structured



WALL GRAND LÀ **GPS12 PEGGY** 60x120cm polished | FLOOR GRAND LÀ **GPS04 PAYTON** 80x80cm polished





GPS01 PEBBLE 100x100cm



GPS02 PAIGE 100x100cm

100x100cm
POLISHED PORCELAIN

 NIRO GRANITE
THE BEST QUALITY TILE
GRAND LÀ



GPS10 PANSY 100x100cm



GPS11 POPPY 100x100cm

100x100cm
POLISHED PORCELAIN



NIRO GRANITE
GRAND LÀ



GPS12 PEGGY 100x100cm



GPS13 PHEOBE 100x100cm

100x100cm
POLISHED PORCELAIN



NIRO GRANITE
THE BEST QUALITY TILE
GRAND LÀ



GPS14 PENNY 100x100cm



GPS15 PAULA 100x100cm

100x100cm
POLISHED PORCELAIN



NIRO GRANITE
THE BEST QUALITY TILE
GRAND LÀ



GPS02 PAIGE 80x80cm



GPS03 PAM 80x80cm



GPS06 PETRA 80x80cm



GPS07 PEARL 80x80cm



GPS04 PAYTON 80x80cm



GPS05 PIPER 80x80cm



GPS08 POLLY 80x80cm

80x80cm
POLISHED PORCELAIN



NIRO GRANITE
GRAND LÀ



GPS12 PEGGY 60x120cm



GPS18 PERLA 60x120cm



GPS16 PAT 60x120cm



GPS20 PIXY 60x120cm



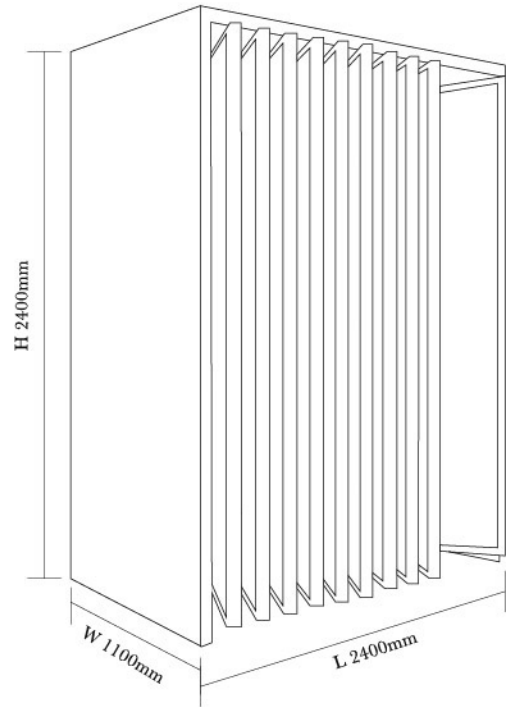
GPS17 PHILIS 60x120cm

60x120cm
POLISHED PORCELAIN

NIRO GRANITE
GRAND LÀ



DISPLAY SYSTEM



BOOK RACK DISPLAY

DISPLAY MEASUREMENT :
L 2400mm x W 1100mm x H 2400mm


PANEL MEASUREMENT:
W 1210mm x H 2100mm x 10 panel (Tile both sides)



PANEL TYPE 1
- 1000x1000mm Tile



PANEL TYPE 2
- 800x800mm Tile



PANEL TYPE 3
- 600x1200mm Tile



GRAND LÀ



TECHNICAL SPECIFICATIONS

Description	Standard Test	Measurement Unit	ISO Standard Requirement	NIRO GRANITE
Length & Width	MS ISO 10545 - 2	mm	± 0.5% Max	± 0.25% Max
Thickness	MS ISO 10545 - 2	mm	± 5.0% Max	± 2.50% Max
Sides Straightness	MS ISO 10545 - 2	mm	± 0.5% Max	± 0.25% Max
Rectangularity	MS ISO 10545 - 2	mm	± 0.6% Max	± 0.30% Max
Flatness: a) Centre Curvature b) Edge Curvature c) Warpage	MS ISO 10545 - 2 MS ISO 10545 - 2 MS ISO 10545 - 2	mm mm mm	± 0.5% Max ± 0.5% Max ± 0.5% Max	± 0.25% Max ± 0.25% Max ± 0.25% Max
Surface Quality	MS ISO 10545 - 2	One major area of tiles	≥ 95% free from visible defect	Comply
Water Absorption	MS ISO 10545 - 3	Mass	≤ 0.5%	≤ 0.25% Max
Modulus of Rupture	MS ISO 10545 - 4	N/mm2	≥ 35 N/mm2	≥ 35 N/mm2
Deep Abrasion	MS ISO 10545 - 6	mm3	≤ 175 mm3	≤ 160 mm3
Surface Abrasion PEI ASTM C1027	MS ISO 10545 - 7	Visual Check	Manuf. to State Abrasion Class, Cycle Passed	Min PEI 3
Crazing Test	MS ISO 10545 - 11	Visual Check	Not Applicable for porcelain tiles	Not Applicable
Frost Resistance	MS ISO 10545 - 12	Visual Check	Required	No Visible Crack
Chemical Resistance (Low Cons.)	MS ISO 10545 - 13	Visual Check	Manuf. to State	Max Visible Change On Cut Side
Chemical Resistance (Household/Swimming Pool)	MS ISO 10545 - 13	Visual Check	Max Visible Change On Cut Side	Max Visible Change On Cut Side
Stain Resistance	MS ISO 10545 - 14	Visual Check	Class 3 Min	Class 3 Min
Coefficient of Friction AS/NZS 4586-1999 App.D.	MS ISO 10545 - 17	Manuf. to State	Manuf. to State	Oil /Wet Ramp (R9 Min)

Each different tiles series are produced to meet different performance requirements. For specific product technical performance, please request from Niro Granite sales team or their agent or distributor.

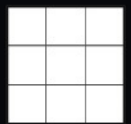
Colour Variations: Since the colour reproduction in this printed piece will vary from the actual tile colours, final selection should be made from tile samples. Colour, shade and glaze variations may exist due to the inherent characteristics of porcelain tile.



Due to the low porosity of porcelain tiles, an Improved High Performance Cementitious adhesive in accordance to BS EN 12004 & ISO 13007-1 is highly recommended for proper installation. Products that meet this standard are available amongst leading adhesive manufacturers. Please seek expert advice from adhesive manufacturers for proper selection and application.

SHADE AND TONALITIES

 UNIFORM FROM TILE TO TILE	 SLIGHTLY NOTICEABLE FROM TILE TO TILE	 MODERATELY NOTICEABLE FROM TILE TO TILE	 DISTINCTLY NOTICEABLE FROM TILE TO TILE
---	---	---	---



Uniform from tile to tile
The range of colours and tones within the same shade is relatively uniform from tile to tile.
Minimal to no difference among pieces from the same production run.



Slightly noticeable from tile to tile
The range of colours and tones within the same shade is slightly noticeable from tile to tile.
Clearly distinguishable differences in design or pattern with similar or slight change in colour tones.



Moderately noticeable from tile to tile
The range of colours and tones within the same shade is moderately noticeable from tile to tile.
Clearly distinguishable differences in design or pattern.



Distinctly noticeable from tile to tile
The range of colours and tones within the same shade is distinctly different from tile to tile.
Random colour differences from tile to tile, so that one tile may have totally different colors from that on other tiles.
Final installation can be unique.



NIRO GRANITE
THE SWISS - QUALITY TILE

PASSIONATE ABOUT LIFE



RF: 170417



facebook
/nirogranite.niroceramicgroup



twitter
/Niro_Granite



instagram
/Niro_Granite



NIRO GRANITE STUDIO
/available in app store

www.nirogranite.com